



## **Implementation Update - GAFSP Public Sector Window projects**

GAFSP Coordination Unit

Data as of June 30, 2017



# **PUBLIC SECTOR WINDOW PORTFOLIO SNAPSHOT**



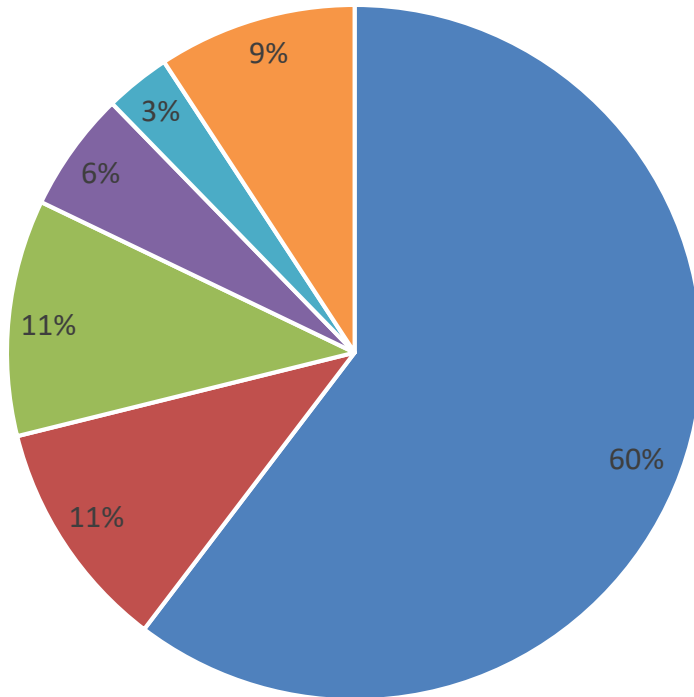
# Introduction

- Public Sector Window project data collection occurs twice a year (as of June 30 and Dec. 31).
- Data is provided by project Team Leaders of Supervising Entities.
- As a pilot, the June 2017 data was collected through the new GAFSP Portal online.
- This presentation includes portfolio data and results reporting – following the new three tier system in the 2017 GAFSP M&E Plan.
- The Missing Middle Initiative projects were under preparation as of June 2017.

# GAFSP Public Sector Portfolio: Country Grants

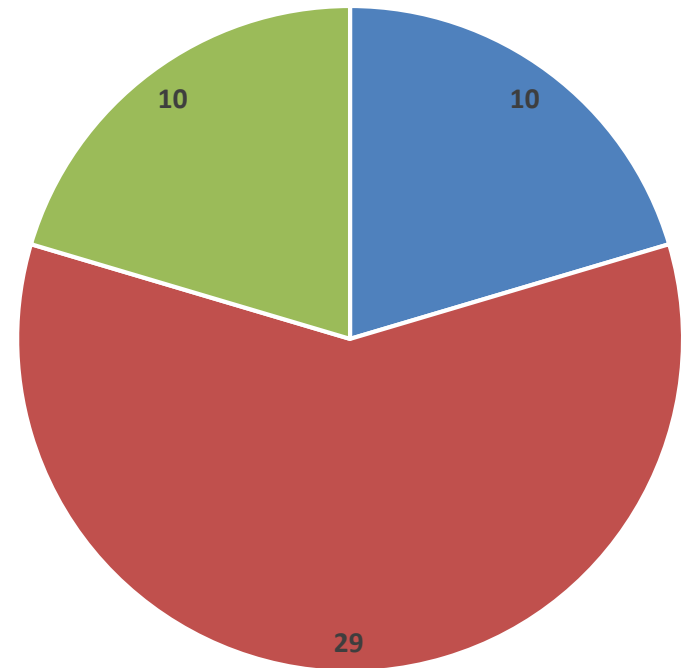
## \$1.18 billion to 49 projects, in 31 countries

**Geographic Distribution:**  
60% of funds support interventions in Africa



- Sub-saharan Africa
- South Asia
- East Asia
- ECA
- Middle-East
- LAC

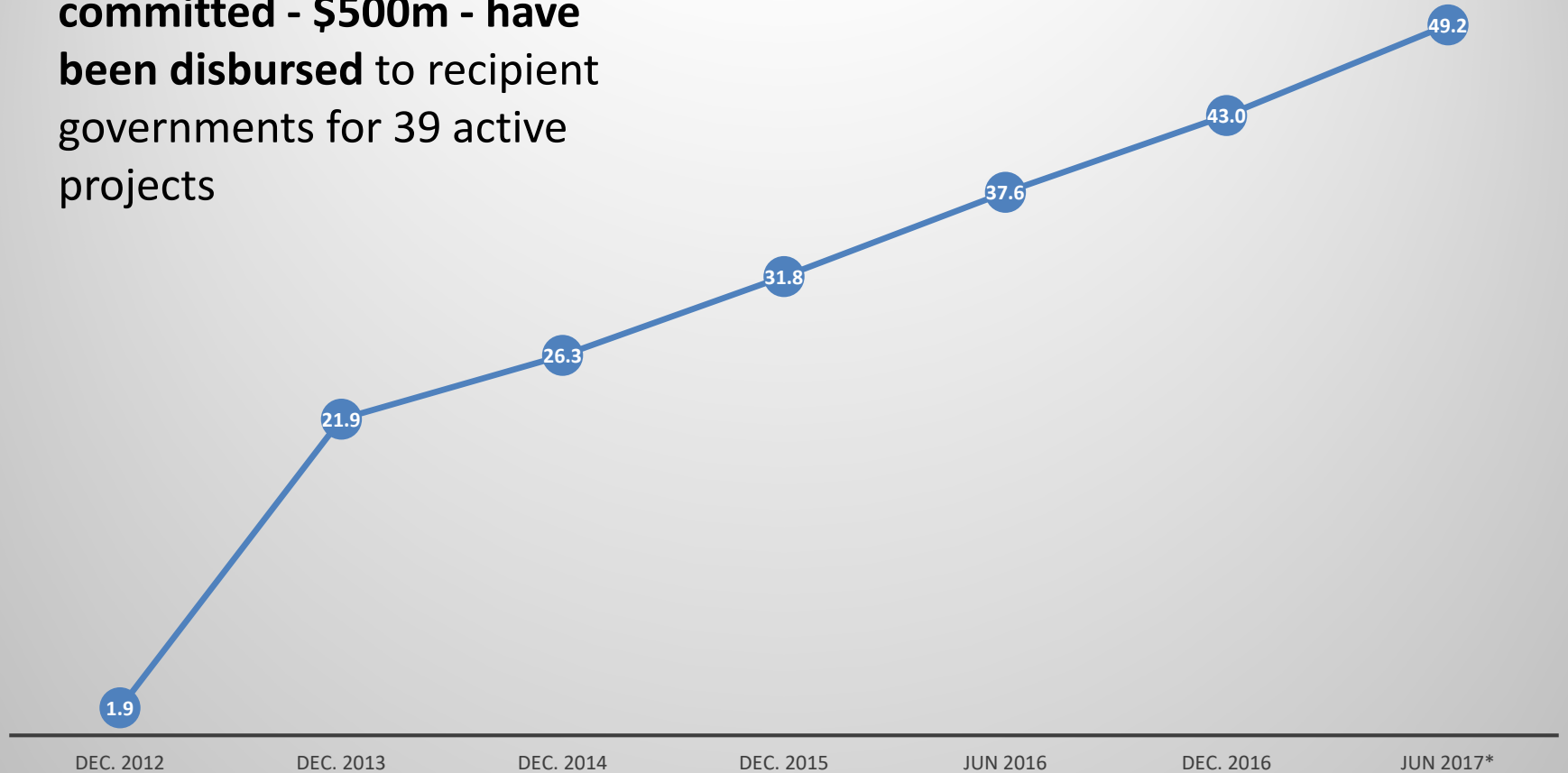
**Project Status:** Almost 80% of projects are under preparation or implementation (39 out of 49)



- Under preparation
- Under implementation
- Closed

# Public Sector Portfolio: Disbursement rate

**49.2% of the total grants committed - \$500m - have been disbursed** to recipient governments for 39 active projects



\$500 million was disbursed to recipient governments as of June 30, 2017, an increase of \$109 million or 28% from June 2016.

# Public Sector Portfolio: Project Completions:

11% of the portfolio (10 out of 49 projects) have closed  
 By end 2018, 37% (18 projects) are expected to be closed

Already closed	Expected to close			
	in 2018	in 2019	in 2020	2021 and beyond
Bangladesh WB	Burkina Faso AfDB	Gambia AfDB	Cambodia Rice ADB	Benin AfDB
Bangladesh FAO	Gambia FAO	Haiti WB	Tanzania WB	Bhutan WB
Cambodia EFAP ADB	Malawi AfDB	Liberia AfDB	Tajikistan WB	Burundi IFAD
Ethiopia WB	Mongolia WB	Mali AfDB	Yemen WB	Honduras WB
Ethiopia FAO	Nepal WB	Nicaragua WB		Kenya AfDB
Haiti IDB	Niger AfDB	Sierra Leone IFAD		Kenya FAO
Mongolia FAO	Senegal AfDB	Uganda WB		Kyrgyz WB
Rwanda WB		Zambia AfDB		Laos IFAD
Togo IFAD				Laos WFP
Togo WB*				Timor Leste WB
				Rwanda WB (II)
				Rwanda FAO
				Ethiopia WB (II)
				Ethiopia FAO (II)
				Burkina Faso WB (II)
				Myanmar ADB
				Myanmar FAO
				Tanzania AFDB
				Nepal WB (II)
				Haiti IDB (II)

# GAFSP Public Sector Portfolio: Missing Middle Initiative

## Pilot projects

\$13.2 million to 5 projects, all approved in October, 2016 and under preparation

	Approved MMI Pilot Project	Country	Producer Organization	Supervising Entity	GAFSP Funds (\$M)
<b>Project Final Design Document Cleared by SC – Project launch expected at the end November</b>					
1.	Inclusion of Rural Youth in Poultry and Aqua-culture Value Chains in Mali	Mali	Association of Professional Farmers' Professional Organizations (AOPP) and National Coordination Agency for Farmers' Organizations in Mali (CNOP)	IFAD	2.61
2.	Improved Rice paddy quality and Niébé processing for improved nutrition and increased farmer income development	Mali	Agricultural Community Service Organization (Ag CSO) Socodevi	WFP	3.00
<b>Project Final Design Document with SC for Clearance (due November 3)</b>					
3.	Using e-granary innovative mobile platform to deliver economic services to farmers in East Africa	Rwanda, Tanzania and Uganda (Regional)	Eastern Africa Farmers' Federation (EAFF)	IFAD	2.61
<b>Project Final Design Under Preparation</b>					
4.	Strengthening rural women's livelihood for a sustainable economic development in the regions of Tambacounda and Kedougou, in the East of Senegal	Senegal	l'Association des Producteurs de la vallée du Fleuve Gambie" (APROVAG)	FAO	2.48
5.	Increasing Access to Finance for Farmer Organizations in Bangladesh	Bangladesh		FAO	2.48
	TOTAL				13.18

# **PROJECT RESULTS**



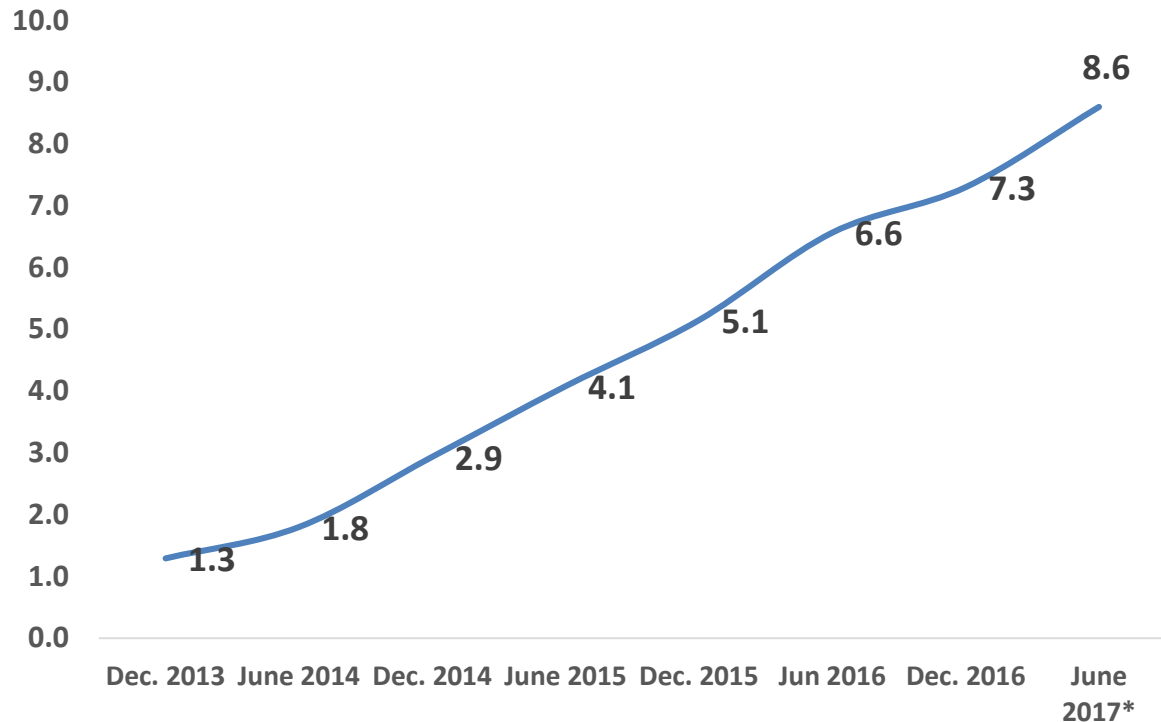
# Reporting results using GAFSP's revised M&E Plan

- The revised GAFSP M&E Plan was approved by the Steering Committee in March 2017
- The revised M&E Plan uses a three-tier approach to reporting results:
  - Tier 1 (Impact): Rural communities in the poorest countries have improved incomes and food security; measured by income, FIES, and yields
  - Tier 2 (Intermediate results and outputs): 14 core indicators
  - Tier 3 (Program inputs): 26 Key Performance Indicators (KPIs) on 10 dimensions

# Beneficiaries:

8.6 million people reached as of June 2017, which is an increase of over 2 million in one year

**Beneficiaries Already Reached**  
(millions of people)



Current portfolio is on track to reach 11.8 million people by 2022

To date, over a third of beneficiaries are female (In Gambia, Liberia, Nepal, and Nicaragua, more than half of the beneficiaries are women and girls)

Note: Data from 39 Public Sector Window projects that had completed their final project design as of June 2017. Does not include 10 projects that are still under preparation.

# Tier 1 (Impact)

## Income

- On average, a 22% income gain is reported for GAFSP projects that have conducted experimental impact evaluations
- In Bangladesh, a Randomized Controlled Trial (RCT) found that during 2014-2016, income levels of project households cultivating crops and fisheries increased by 15% and 37%, respectively, compared to non-project households.
- In Rwanda, an RCT reported an 11% gain in the value of harvest and 28% gain in value of sales, respectively during one season (September to February)
- A Government-led, non-experimental impact evaluation found an 85% income gain in Cambodia
- Income change results from other closed investment projects (Ethiopia, Haiti IDB, Togo IFAD and Togo WB) are still pending

## Food Insecurity Experience Scale (FIES)

- FIES was introduced into the GAFSP M&E framework in 2017 and work to estimate FIES outcomes for the GAFSP portfolio is on-going in conjunction with Voices of Hungry (FAO).
- The Smallholder Agricultural Productivity Enhancement and Commercialization project (SAPEC) in Liberia is the first project to incorporate FIES in its Impact Evaluation.

## Yields

- Work is on-going to calculate aggregated value weighted yield measurements from existing project results.

## Bangladesh IAPP (\$50m)

- **Supervising Entity:** WB
- **GAFSP allocation:** June 2010
- **GAFSP funding:** \$46 m
- **Total disbursed:** \$42.87 m
- **Completed:** Dec. 31, 2016
- **Official WB completion report to publicly become available:** by end of 2017



### Main findings from draft WB Completion Report:

- Mean income increases range from BDT 7,769 (\$100) for 'marginal' farmers in the South growing only aman rice, to BDT 19,227 (\$247) for 'small' farmers in the North growing boro and aman rice. These increases are significant in relation to the poverty line cited at appraisal (\$195 in the project districts at 2011 prices).
- About 85% and 98% of crop and fish farmers, respectively, reported that their family food consumption improved as a result of their participation in IAPP.
- The number of farmers buying food from the market also significantly declined (30% for rice and 21% for fish) – suggesting increased self-sufficiency; and the number of crop farmers that could afford to eat 3 meals a day increased by 15%.
- Overall, participation of women in group activities exceeded targets (33% vis-à-vis 25%), especially in livestock activities (89%).

## Cambodia Emergency Food Assistance Project (\$24.5m)

- **Supervising Entity:** ADB
- **GAFSP allocation:** June 2011
- **GAFSP funding:** \$24.5m
- **Completed:** June 2016
- **Official ADB completion report to become available:** by end of 2017



### Main findings from government's completion report:

- The number of food insecure households (HHs) decreased to 37% from 69%
- Target HHs reduced their rate of Chronic Malnutrition by 10.8% (compared to a 3.5% reduction for non-target HHs) exceeding the end of project target of 6%
- Average monthly income among target HHs increased by 85% from US\$110 to \$203 (non-target HH monthly income increased by 38%).
- Average rice yield for target HHs increased by 33% for wet season rice and 69% for dry season rice (significantly exceeding the target of 20%).
- By completion, the EFAP supported 307,473 food-insecure households or 1,352,880 poor and vulnerable people (200% of target).

## Rwanda Land Husbandry, Water Harvesting, and Hillside Irrigation Project (\$50m)

- **Supervising Entity:** WB
- **GAFSP allocation:** June 2010
- **GAFSP funding:** \$34m
- **Completed:** Dec. 2015
- **Official completion report to become available upon completion of related IDA project:** early 2018



Main findings from government's interim completion report:

- Productivity in target irrigated areas increased to US\$2,575/ha from \$492/ha (423% increase)
- Share of commercialized products from target areas increased to 76% from 35% (100% increase)
- Access to formal financial services increased to 82% of men and 80% of women, from 22% of men and 18% of women
- Share of farmers who have adopted improved farming methods increased to 95% of male farmers / 94% female from 30% male / 25% female

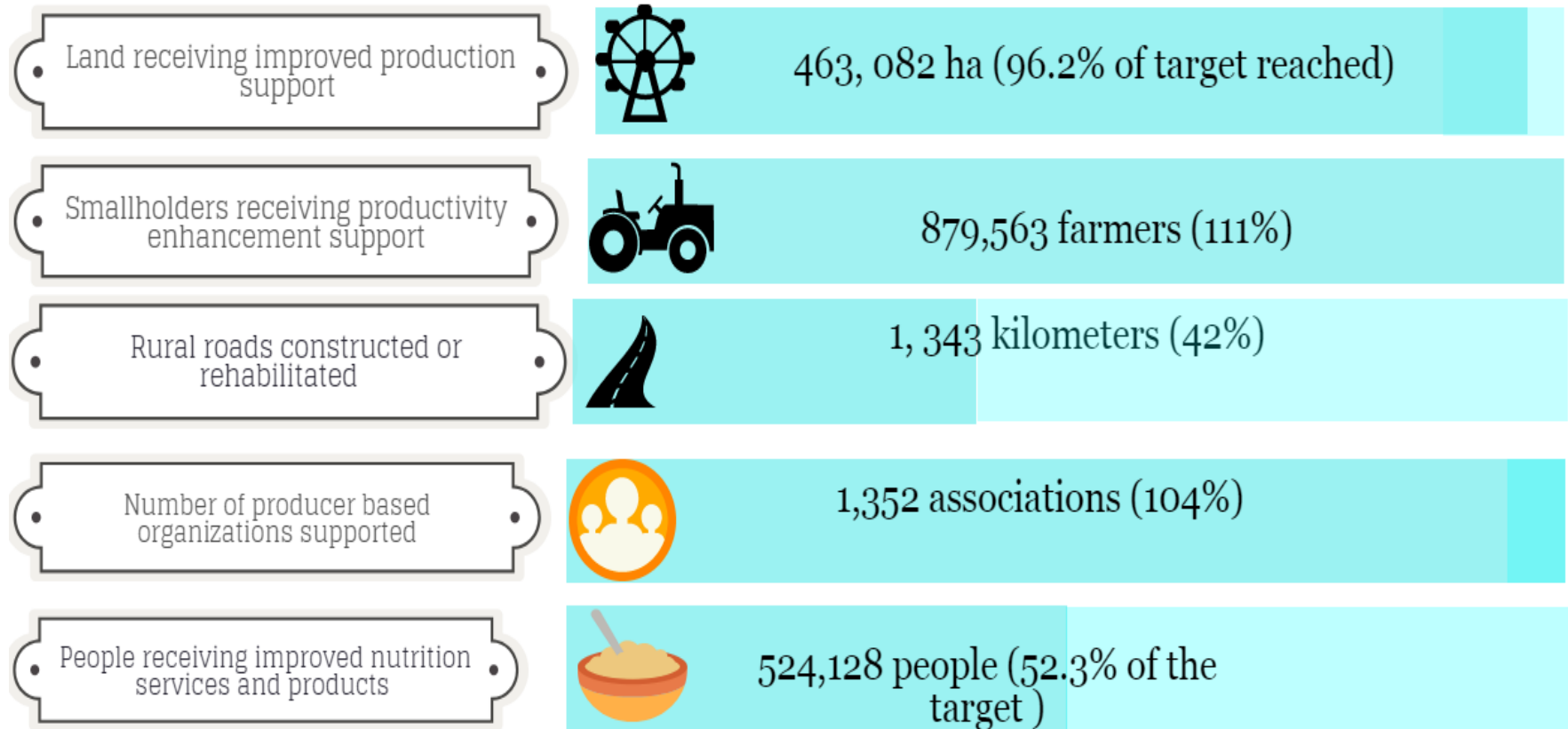
NB: While GAFSP funding completed on 31 Dec. 2015, the IDA co-financing project closed on June 30, 2017.

# Tier 2: progress on 14 core indicators on outputs

New M&E Tier 2 Indicator (unit)	Progress as of June 2017
Number of beneficiaries reached, gender disaggregated, percentage who have been helped to cope with impact of climate change (number of people)	8.617 million (35% women)
Land area receiving improved production support, percentage of these that are climate smart (ha)	463,082 ha
Number of smallholders receiving productivity enhancement support, gender disaggregated, climate-smart agriculture support (number of people)	879,536 smallholders
Number of producer-based organizations supported (number)	1,352 associations
Volume of agriculture loans that are outstanding	US \$ 6,846,935
Percentage of beneficiaries with secure rights to land, property, and natural resources (percent of total beneficiaries)	0.21%
Roads constructed or rehabilitated, percentage resilient to climate risks (km)	1,343 km
Number of post-harvest facilities constructed and/or rehabilitated (number)	NA
Volume of agricultural production processed by post-harvest facilities established with GAFSP support, by food group (tons)	409 tons
People benefiting from cash or food-based transfers, gender disaggregated (number of people)	29, 563 households
People receiving improved nutrition services and products, gender disaggregated, age disaggregated (number of people)	524, 128 people
Direct employment provided, gender disaggregated (full-time equivalent)	NA
Persons receiving capacity development, gender disaggregated, organization type (number of people)	28, 954 people
Number of substantive deliverables on food security processes completed (number)	NA

NA: Not available

# Tier 2: Progress on select indicators against targets





# Tier 3 (Program inputs)

- Tier 3 has 26 KPIs on 10 dimensions (utilization, financial sustainability/leverage, diversification, inclusiveness (cross-cutting themes), development performance, PuSW/PrSW collaboration, stakeholder engagement, communications, knowledge sharing, and resource management)
- Tier 3 indicators will be reported from Dec. 2017.

# Crosscutting themes: Supplemental information to Tier 3 indicators on inclusiveness

## CLIMATE-SMART AGRICULTURE



Nearly 50% of GAFSP funds for the public sector and 74% of its projects—29 investment projects in 28 countries—have elements that contribute to climate change co-benefits, either adaptation and/or mitigation, through various climate-sensitive interventions.

**Bangladesh** allocated 100% of funds to these efforts.

## GENDER



**87%** of GAFSP public sector projects address **all 3 elements of gender mainstreaming** (analysis, gender-informed action, and gender-disaggregated M&E).

**Nepal** project focuses primarily on women.

## NUTRITION



**15%** of GAFSP public sector funding is targeted to **nutrition activities. \$158M across 21 countries is invested in nutrition-sensitive agriculture and nutrition specific non-agriculture.**

Strong nutrition focus in **Uganda** multi-sectoral project housed in health ministry.

## FRAGILE STATES



GAFSP allocates **38%** of funds to **8 fragile or conflicted-affected states**, an increase of 28.9% over the previous year.

GAFSP funds projects in Burundi, Haiti, Liberia, Mali, Myanmar, Sierra Leone, Togo and Yemen

For more information visit:  
<http://www.gafspfund.org/>

