



## **Implementation Update - GAFSP Public Sector Window projects**

GAFSP Coordination Unit  
Data as of June 30, 2016

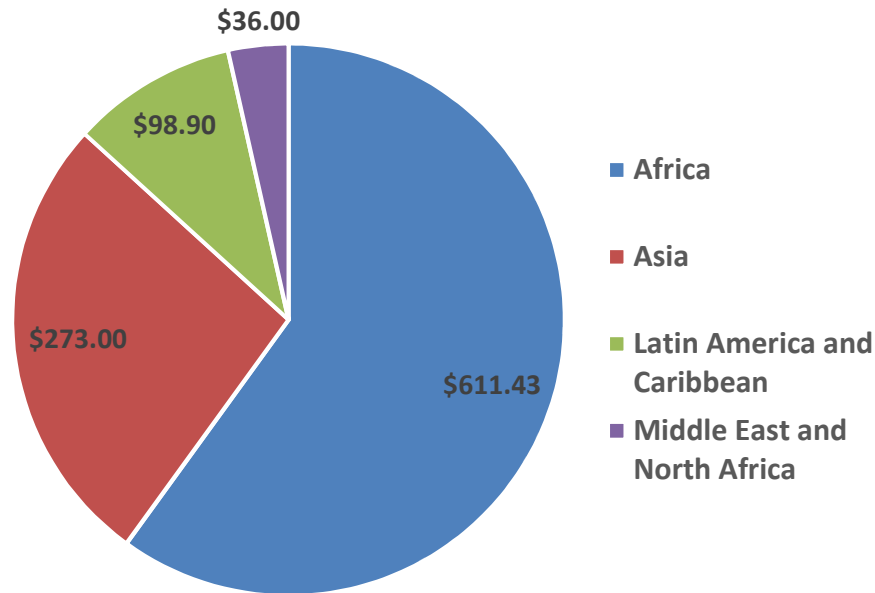


# **PORTFOLIO SNAPSHOT**

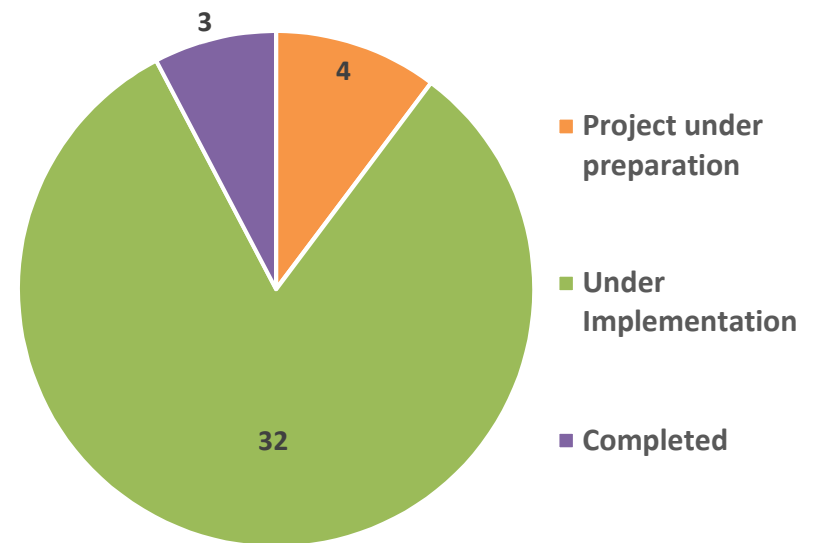
# GAFSP Portfolio:

## \$1.02 Billion in grants to 39 Projects, in 30 countries

Geographic Distribution:  
60% of funds support interventions in Africa  
(US\$ millions)



Project Status:  
82% of projects under implementation  
(Number of Projects)

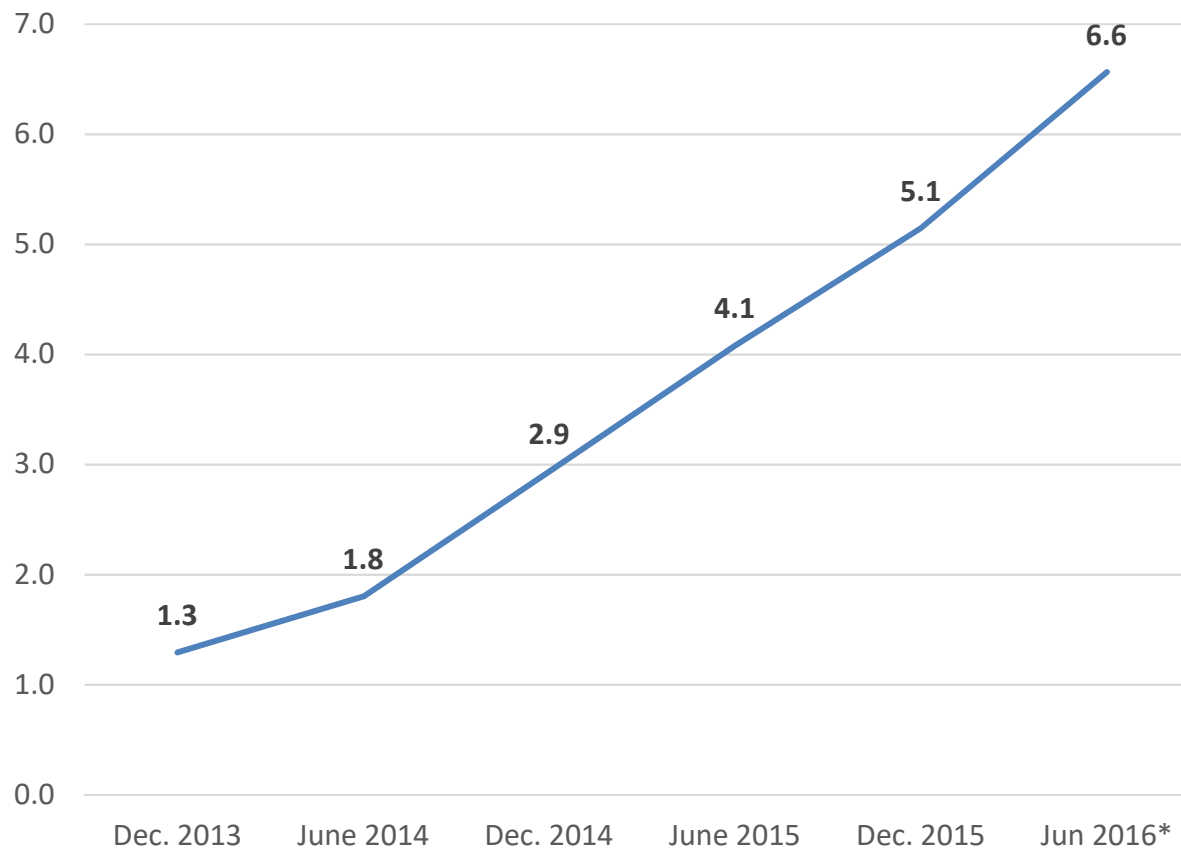


**\$391 million was disbursed to recipient governments as of June 30, 2016, an increase of 21% from December 2015.**

# Beneficiaries:

## GAFSP supporting smallholders and their families

Beneficiaries Already Reached  
(millions of people)



Current portfolio is on track to reach 12.5 million people by 2019

To date, over a third of beneficiaries are female - In Gambia, Liberia, Nepal, and Nicaragua, the majority of beneficiaries are women and girls.

# Project Completions:

## GAFSP portfolio maturing and first projects closing

Project Completion Timeline

Closed in 2015	Expected to close in 2016	Expected to close in 2017	Expected to close in 2018	Expected to close in 2019
Ethiopia WB	Bangladesh TA	Sierra Leone	Nepal	Gambia (AfDB)
Rwanda WB	Ethiopia TA	Togo WB	Burkina Faso	Zambia
	Mongolia TA	Liberia	Gambia TA	Tanzania
	Bangladesh WB	Mongolia WB	Haiti WB	Mali
	Haiti IDB		Malawi	Nicaragua
	Niger		Senegal	Uganda

Projects approved under the First Call are in green (June 2010) and blue (November 2010)

# **PROJECT RESULTS**

# Crosscutting themes

## CLIMATE- SMART AGRICULTURE



Over **33%** of the total GAFSP portfolio generates **climate adaptation** and/or **mitigation benefits**, compared to a 25% commitment under IDA-17.

**Bangladesh** is allocating 100% of funds to these efforts.

## GENDER



**60%** of GAFSP public sector projects address **all 3 elements of gender mainstreaming** (analysis, gender-informed action, and gender-disaggregated M&E).

**Nepal** project focuses primarily on women.

## NUTRITION



**15%** of GAFSP public sector funding is targeted to **nutrition activities**. **\$154M across 20 countries is invested in nutrition-sensitive agriculture and other nutrition specific activities.**

Strong nutrition focus in **Uganda** multi-sectoral project housed in health ministry.


## FRAGILE STATES



GAFSP allocates **38%** of funds to **8 fragile or conflicted-affected states**.

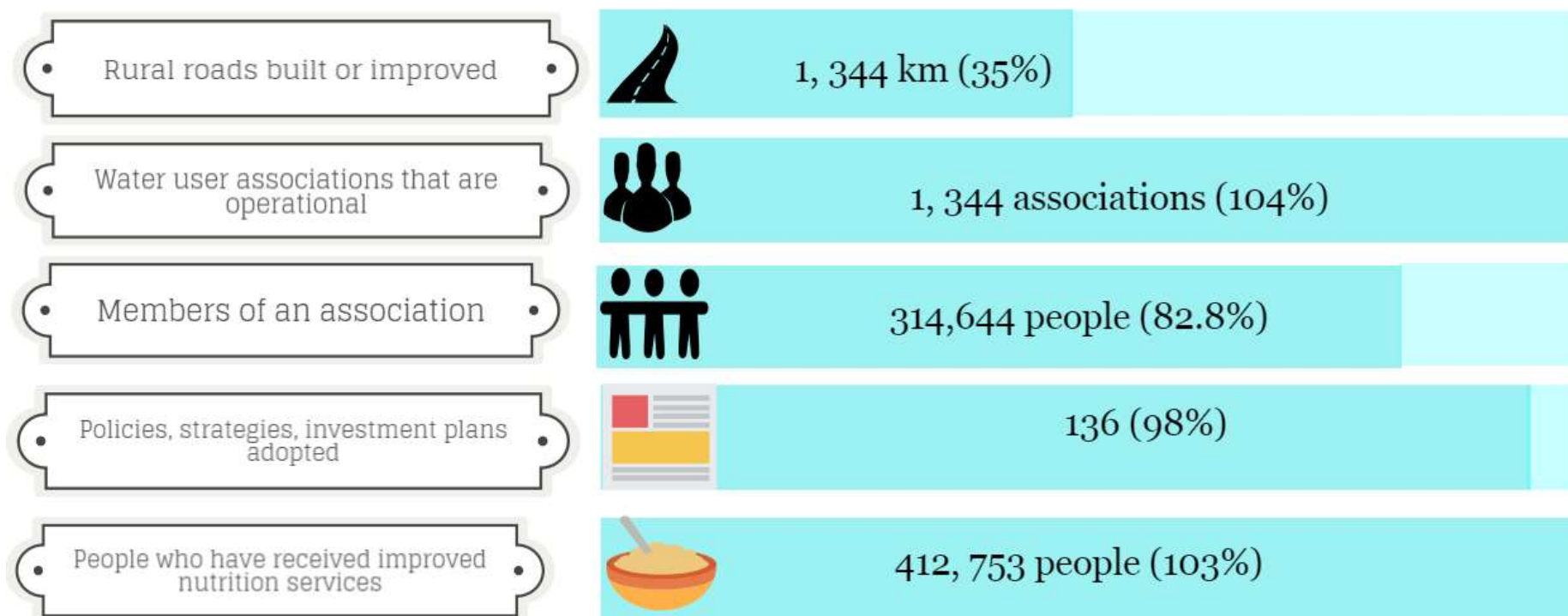
GAFSP funds projects in Burundi, Haiti, Liberia, Mali, Sierra Leone, Timor Leste, Togo and Yemen.

# Progress on select indicators





# Progress on select indicators



## Cambodia Emergency Food Assistance Project (\$24.5m)

- **Supervising Entity:** ADB
- **GAFSP allocation:** June 2011
- *Additional financing to existing ADB project (\$40m)*
- **First disbursement:** Dec. 2012
- **Completed:** June 2016
- **Official ADB completion report to become available:** by end of 2017



### Main findings from government's completion report:

- The number of food insecure households (HHs) decreased from 69% to 37%
- Target HHs reduced their rate of Chronic Malnutrition by 10.8% (compared to a 3.5% reduction for non-target HHs; the end of project target was 6%)
- Average monthly income among target HHs increased by 85% to \$203 from \$110 (non-target HH monthly income increased by 38%).
- Average rice yield for target HHs increased by 33% for wet season rice and 69% for dry season rice (significantly exceeded target of 20%).
- By completion, the EFAP supported 307,473 food-insecure households or 1,352,880 poor and vulnerable people (200% of target).

## Rwanda Land Husbandry, Water Harvesting, and Hillside Irrigation Project (\$50m)

- **Supervising Entity:** WB
- **GAFSP allocation:** June 2010
- *Additional financing to existing IDA project (\$34m)*
- **First disbursement:** Sept. 2011
- **Closed:** Dec. 2015
- **Official completion report to become available upon completion of IDA project:** early 2018



While GAFSP funding has completed, the IDA co-financing project will close only on June 30, 2017. Main findings from government's interim completion report:

- Productivity in target irrigated area increased to \$2,575/ha from \$492/ha (423% increase)
- Share of commercialized products from target areas increased to 76% from 35% (100% increase)
- Access to formal financial services increased to 82% of men (80% of women) from 22% of men (18% of women)
- 82% of target households consuming acceptable food consumption basket due to the project's support to nutrition
- Share of farmers who have adopted improved farming methods increased to 95% of male farmers (94% female) from 30% male (25% female)

## Ethiopia Agricultural Growth Project (\$50m)

- **Supervising Entity:** WB
- **GAFSP allocation:** November 2011
- *Additional financing to existing World Bank IDA project (\$150m)*
- **First disbursement:** May 2012
- **Closed:** Sept. 2015
- **Official completion report to become available following completion of IDA project:** October 2017.



While GAFSP funding has completed, the IDA co-financing project will close only on April 30, 2017.

- As of end 2015, 363,239 farmers, including 75,170 women, have adopted technologies being promoted by AGP.
- The construction of 9,030 hectares of new irrigation and drainage services and the improvement and rehabilitation of 3,733 hectares of existing services have met the irrigation water needs of more than 42,700 people.
- To improve irrigation capacity, 39 existing modern irrigation schemes (3733 ha capacity) and 126 traditional (4299 ha capacity) schemes were upgraded.
- The program has approved the construction of a total of 194 new Small-scale Irrigation (SSI) subprojects that have irrigating capacity of 20,720 hectares of land and benefitting a total of 46,328 Farmer HHs.

For more information visit:  
<http://www.gafspfund.org/>

